













	<p>Please do not hesitate to contact any of the Y3 teachers with any concerns or questions:</p> <p>Ryan.Smith@dronfieldstonelow.derbyshire.sch.uk Elizabeth.Kent@dronfieldstonelow.derbyshire.sch.uk Rachael.Fridlington@dronfieldstonelow.derbyshire.sch.uk Andrea.Fisher@dronfieldstonelow.derbyshire.sch.uk</p>			<p>Work for Y3</p>	<p>If you would like to share any work, please send via email. We would love to see what you are doing.</p>
<p>Complete tasks in any order:</p>	<p>Day 1</p>	<p>Day 2</p>	<p>Day 3</p>	<p>Day 4</p>	<p>Day 5</p>
<p>Maths</p> 	<p>Drawing lines and shapes accurately CLICK HERE Learn how to draw lines and shapes accurately using a ruler. This lesson includes: one video one worksheet one interactive activity</p>	<p>Recognising 2D shapes CLICK HERE Learn to recognise 2D shapes based on their properties. This includes: two video one interactive two worksheets</p>	<p>Recognising 3D shapes CLICK HERE Learn how to recognise 3D shapes and their properties. This includes: one video two interactive activities one worksheet</p>	<p>Telling the time in 5 minute intervals CLICK HERE Learn how to tell the time to the nearest 5 minutes. This lesson includes: two slideshows two worksheets</p>	<p>Challenges for Year 3 CLICK HERE A series of challenges to test your problem-solving skills. Each one gets a bit more difficult, so see how many you and your family can do together!</p>
<p>English</p> 	<p>Using prefixes CLICK HERE To demonstrate understanding of the prefixes mis-, dis-, un- and in-. This lesson includes: two videos to show you how to use prefixes correctly three activities</p>	<p>Coordinating conjunctions CLICK HERE To understand how to join sentences together using coordinating conjunctions. This lesson includes: two videos to help you understand how to use coordinating conjunctions three activities</p>	<p>Writing a letter CLICK HERE To write a letter to your teacher using questions and paragraphs correctly. This lesson includes: one video about using paragraphs one video to remind you how to write a question three activities</p>	<p>Using bullet points CLICK HERE To understand when and how to use bullet points. This lesson includes: one video to learn about bullet points one video about 'The Human Body' three activities</p>	<p>Bitesize Daily Book Club: Agents of the Wild: Operation Honeyhunt by Jennifer Bell and Alice Lickens CLICK HERE Using the book Agents of the Wild: Operation Honeyhunt you will learn how to summarise the text and carry out your own research. This lesson includes: two videos of TV presenter Kate Humble reading extracts three activities</p>
<p>Reading</p> 	<p>PLEASE LISTEN TO MR SMITH READ SHEEP-PIG! Chapter One HERE Chapter Two HERE</p>	<p>Read independently in a comfortable place. (20 minutes)</p>	<p>PLEASE LISTEN TO MR SMITH READ SHEEP-PIG! Chapter Three HERE Chapter Four HERE</p>	<p>Read something online that interests you. (20 minutes)</p>	<p>PLEASE LISTEN TO MR SMITH READ SHEEP-PIG! Chapter Five HERE Chapter Six HERE</p>
<p>Stay active</p> 	<p>It's JUMP START JONNY TIME CLICK HERE There are three free energizer videos to dance along to...do them all!!</p>	<p>SUPER MOVERS DAY Choose any 3 videos to watch, but make sure you start with this one 😊 CLICK HERE Then choose the rest from HERE</p>	<p>GAMES DAY Create an adult friendly obstacle course that you can make your adult do at home! Make sure you test it out first!</p>	<p>Get silly with Socks! Play some games using balled up socks. 1)Sock basketball into a laundry basket- score points for different ways of throwing it (backwards, blindfolded!) 2) Sock wars! Throw socks at eachother in the garden in a dodgeball style! What other games can you think of?</p>	<p>FITNESS DAY Aim to complete a workout for your body! Fitness Guru Joe Wicks has a workout for kids on YouTube HERE</p>
<p>Wellbeing task or free choice</p> 	<p>Draw a 'Gregosaurus' like this one with Rob Biddulph HERE</p> 	<p>Look HERE and try these emoji quizzes for fun!</p>	<p>Take a virtual tour of the National Aquarium in Washington D.C. Click HERE and follow the instructions to navigate your way around the site. What animals can you spot?</p>	<p>Look at all the ways your hand can be used to create animal pictures! Have a go HERE</p> 	<p>Pop art and printing HAVE A GO AT ART Bitesize Daily on iPlayer HERE</p>

	<p>Please do not hesitate to contact any of the Y3 teachers with any concerns or questions: Ryan.Smith@dronfieldstonelow.derbyshire.sch.uk Elizabeth.Kent@dronfieldstonelow.derbyshire.sch.uk Rachael.Fridlington@dronfieldstonelow.derbyshire.sch.uk Andrea.Fisher@dronfieldstonelow.derbyshire.sch.uk</p>			<p>Work for Y3</p>	<p>If you would like to share any work, please send via email. We would love to see what you are doing.</p>
<p>Complete tasks in any order:</p>	<p>Day 6</p>	<p>Day 7</p>	<p>Day 8</p>	<p>Day 9</p>	<p>Day 10</p>
<p>Maths</p> 	<p>Turns and angles CLICK HERE Learn how to recognise different types of turns and angles. This includes: a learning summary two activities</p>	<p>Comparing angles CLICK HERE Learn how to recognise and compare different types of angles. This lesson includes: one video one worksheet one interactive activity</p>	<p>Describing lines CLICK HERE Learn how to identify different types of lines, including vertical, horizontal, parallel and perpendicular. This includes: video two activities</p>	<p>Parallel and perpendicular CLICK HERE Learn how to recognise parallel and perpendicular lines. This includes: one video two worksheets</p>	<p>Challenges for Year 3 CLICK HERE Friday is challenge day on Bitesize! A series of challenges to test your problem-solving skills. Each one gets a bit more difficult, so see how many you and your family can do together!</p>
<p>English</p> 	<p>Creating characters CLICK HERE To explore how characters are created and write a character description. This lesson includes: one video about creating characters one video of ex-England player Eniola Aluko reading an extract from Matilda by Roald Dahl</p>	<p>Enjoying reading CLICK HERE To understand what authors do and review a book you've enjoyed. This lesson includes: one video to show you what authors do one video of actor Aimee Kelly reading from My Naughty Little Sister by Dorothy Edwards</p>	<p>Revising word types CLICK HERE To revise and identify nouns, adjectives, verbs and adverbs. This lesson includes: one video to help you revise verbs one video to remind you how to use adjectives and adverbs Four activities</p>	<p>Reading and understanding texts CLICK HERE To show understanding of a text by answering comprehension questions. This lesson includes: one video to explain what 'comprehension' means one video telling the story of The Prince Who Thinks He Is A Rooster</p>	<p>Bitesize Daily Book Club: A Midsummer Night's Dream Retold by Marcia Williams CLICK HERE Using Marcia Williams' retelling of A Midsummer Night's Dream you will learn how to use summarise information and use your prediction skills. This lesson includes: two videos of Strictly Come Dancing's Kevin Clifton reading extracts from the book three activities</p>
<p>Reading</p> 	<p>Listen to Mr Smith read Chapter 7 of Sheep-Pig HERE</p>	<p>Read independently in a comfortable place. (20 minutes)</p>	<p>Listen to Mr Smith read Chapter 8 of Sheep-Pig HERE</p>	<p>Read something online that interests you. (20 minutes)</p>	<p>Listen to Mr Smith read Chapter 9 HERE Chapter 10 HERE</p>
<p>Stay active</p> 	<p>Choose a Jumpstart Johnny workout dance HERE!</p>	<p>FREE CHOICE Do any activity that will raise your heartbeat for 30 minutes Suggestion: Make an obstacle course around you garden.</p>	<p>Just Dance! Dance to Uptown Funk HERE</p>	<p>Have a go at the physical activity 'Connect 4' HERE</p>	<p>FREE CHOICE Do any activity that will raise your heartbeat for 30 minutes Suggestion: Make an obstacle course around you garden.</p>
<p>Wellbeing task or free choice</p> 	<p>Build a tower using a deck of playing cards. This takes patience! </p>	<p>Pay a secret compliment to somebody at home - write it on a piece of paper (you could decorate it too) and leave it somewhere for them to find.</p>	<p>Technical knowledge - Marble run HAVE A GO AT DESIGN & TECH Bitesize Daily video on iPlayer HERE</p>	<p>Found sounds HAVE A GO AT MUSIC Bitesize Daily on iPlayer HERE</p>	<p>How and why singing makes us feel good HAVE A GO AT SINGING Bitesize Daily video on iPlayer HERE</p>